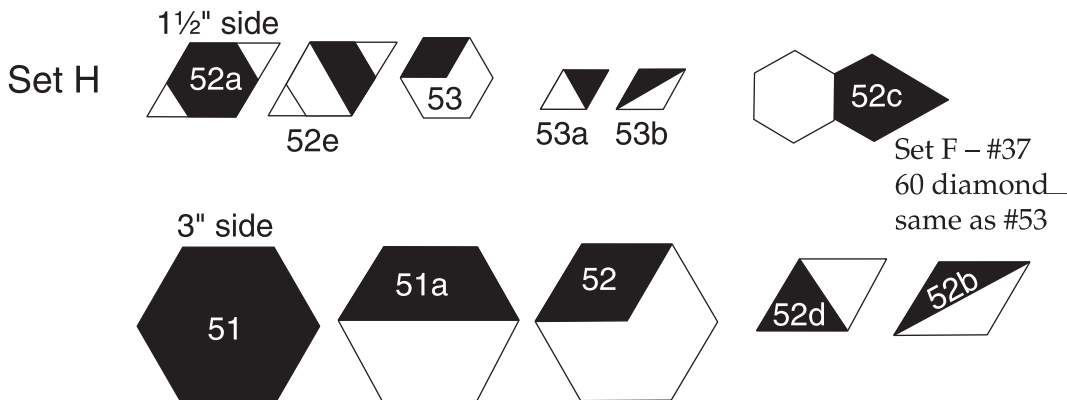
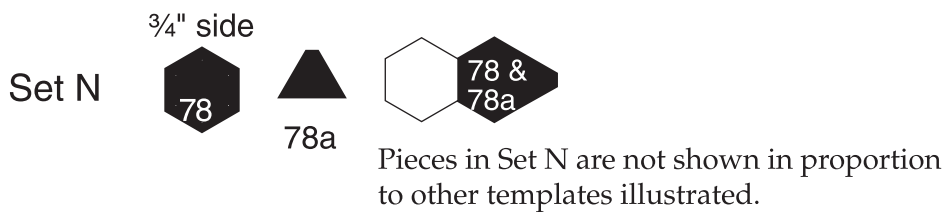
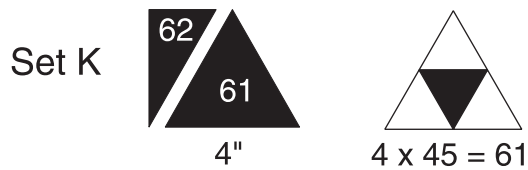
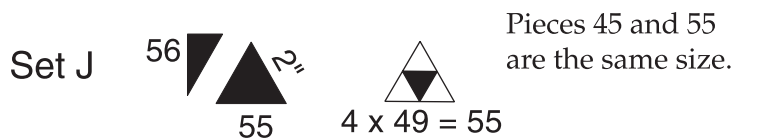
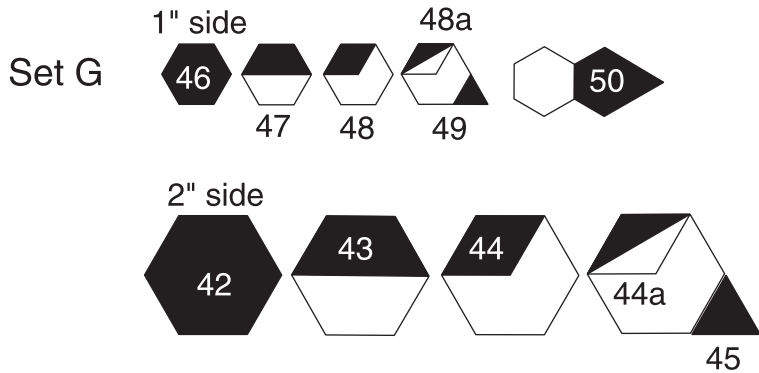




Perfect Patchwork Templates in the 60° Family

Plus books and patterns to use with them



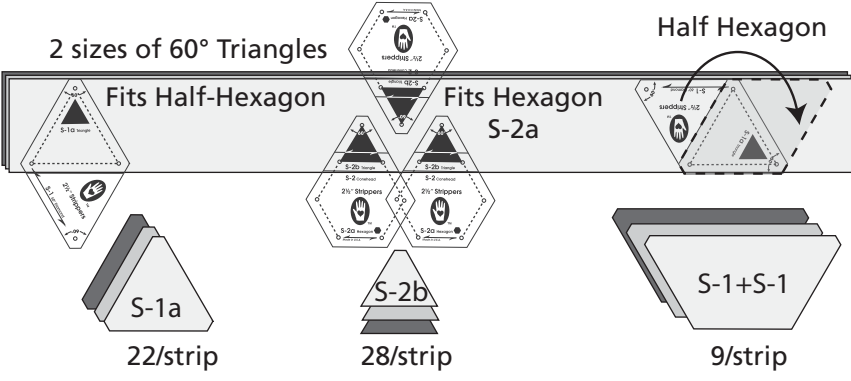
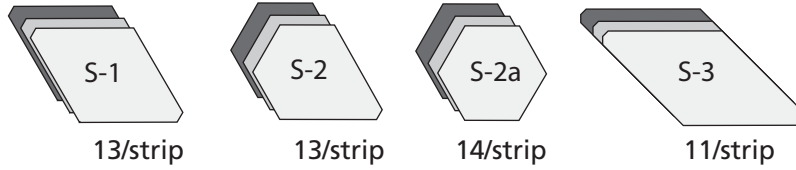
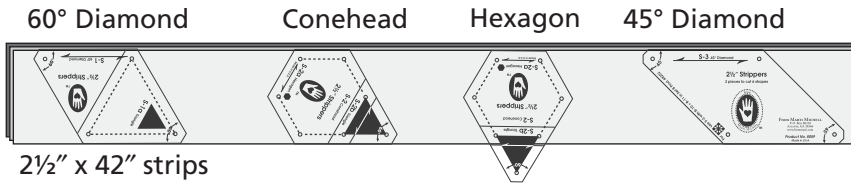
How Big Will My Quilt Be?			
Template Set - No.	Length of Finished Side of Hexagon	Point-to-point	Side-to-side
N - 78	3/4" (1.9 cm)	1 1/2" (3.8 cm)	1 5/16" (3.3 cm)
G - 46	1" (2.54 cm)	2" (5.1 cm)	1 3/4" (4.5 cm)
H - 52a	1 1/2" (3.8 cm)	3" (7.7 cm)	2 5/8" (6.6 cm)
G - 42	2" (5.1 cm)	4" (10.2 cm)	3 1/2" (8.8 cm)
H - 51	3" (7.7 cm)	6" (15.3 cm)	5 1/4" (13.3 cm)

NEW Grandmother's Garden Template Set

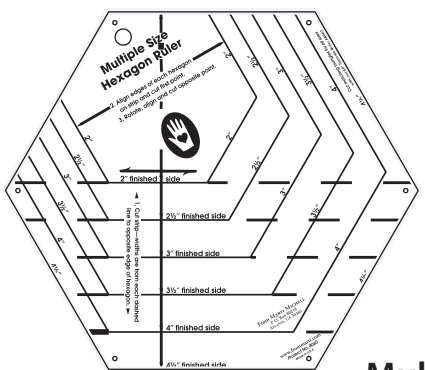
Just the hexagon, triangle and diamond used for Grandmother's Garden. 1" finished side. (These pieces are also in Set G.)



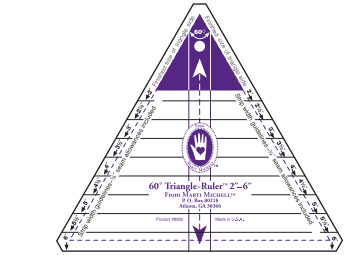
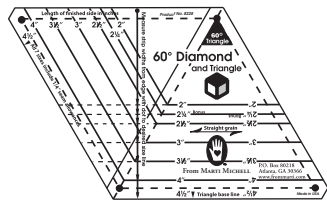
Use From MARTI MICHELL 2½" Strippers (Product #8059) to cut these special shapes:



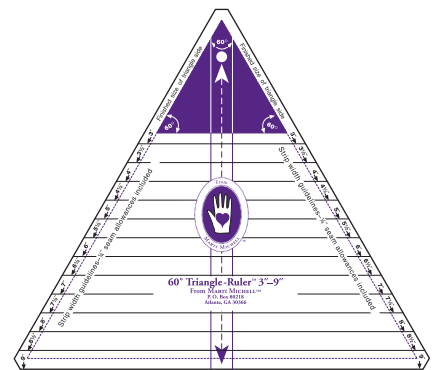
Multi-size Hexagon Ruler
Use on strips to cut 6 sizes of hexagons, from 2" to 4½" per side.



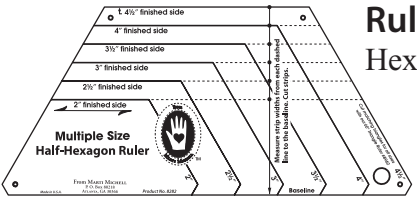
Multi-size 60° Diamond Template Use on strips to cut 7 sizes of diamonds, from 2" to 4½" per side




Multi-size 60° Equilateral Triangle Rulers
Use the small ruler to cut triangles 2" to 6" per side.
Use the large ruler to cut triangles 3" to 9" per side



Multi-size Half Hexagon Ruler—Matches sizes on the Hexagon Ruler.



Kite and Crown Templates—2 sets, chose 2" or 3" units; complements Sets G and H



Ode to Asia Pattern—Use with Multi-Size Hexagon Ruler
60° Diamonds Are Forever
60°—Several small projects. Use with 60° Diamond Template

